

Voltage Range
0-8 VDC to
0-600 VDC

Current Range
0-350 A to
0-1.7 A

XKW Series *1 kW and 3 kW in a Low Profile Chassis*



Xantrex's XKW Series is available in nineteen **1000 watt and 3000 watt** models. **High frequency conventional PWM switching** is used to achieve high power density in compact 19-inch rack packages, 1.75 inches (1 U) high for the 1000 watt model and 3.5 inches (2 U) high for the 3000 watt models. This series is a good choice for research, product development and production test applications such as R&D, magnet control, product design, ATE, process control, electroplating and burn-in. The highly dependable XKW Series comes with standard analog control and offers isolated analog (ISOL) and GPIB (IEEE 488) programming options. The XKW Series is the **smart choice** for **OEM applications** where high power and wide adjustment of output voltage or current is required in a compact configuration.

Nineteen 1000 and 3000 watt models

Constant voltage or constant current operation with automatic crossover and mode indication

Parallel or series connection of multiple units for increased current or voltage

External shutdown, external indicator signals

Remote/local modes

Remote sense, 1 V line loss compensation

Analog programming standard, optional ISOL (isolated programming) option

Optional internal GPIB (IEEE 488)

LabView® drivers

OVP, current limit, thermal protection

CE, CSA, IEC approvals

Note: As this product was originally designed for exclusive private label sale by a US manufacturer, the XKW Series is not available for purchase in the United States. US customers are referred to the newer XFR Series.



1.75-inch high 1 kW unit

Electrical Specifications¹ for the XKW 3 kW Series (Specifications are subject to change without notice.)

Model	XKW 8-350	XKW 10-300	XKW 12-250	XKW 20-150	XKW 40-75	XKW 55-55	XKW 60-50	XKW 80-37	XKW 150-20	XKW 300-10
Output Ratings:										
Output Voltage	0-8 V	0-10 V	0-12 V	0-20 V	0-40 V	0-55 V	0-60 V	0-80 V	0-150 V	0-300 V
Output Current	0-350 A	0-300 A	0-250 A	0-150 A	0-75 A	0-55 A	0-50 A	0-37 A	0-20 A	0-10 A
Output Power	2800 W	3000 W	3000 W	3000 W	3000 W	3025 W	3000 W	2960 W	3000 W	3000 W
Line Regulation:²										
Voltage	2 mV	2 mV	2 mV	2 mV	2 mV	2 mV	2 mV	2 mV	7.5 mV	15 mV
Current	15 mA	15 mA	15 mA	15 mA	5 mA	2 mA	2 mA	2 mA	2 mA	2 mA
Load Regulation:³										
Voltage	5 mV	5 mV	5 mV	5 mV	5 mV	5 mV	5 mV	5 mV	5 mV	15 mV
Current	15 mA	15 mA	15 mA	15 mA	5 mA	5 mA	5 mA	5 mA	5 mA	5 mA
Meter Accuracy:										
Voltage (0.5% of Vmax+1 count)	0.05 V	0.06 V	0.07 V	0.2 V	0.3 V	0.4 V	0.4 V	0.5 V	0.9 V	3 V
Current (0.5% of Imax+1 count)	3 A	3 A	2 A	0.9 A	0.5 A	0.4 A	0.4 A	0.3 A	0.2 A	0.06 A
Output Noise & Ripple:										
Voltage rms	10 mV	12 mV	12 mV	12 mV	15 mV	15 mV	15 mV	15 mV	20 mV	20 mV
Voltage p-p (20 Hz-20 MHz)	90 mV	90 mV	90 mV	90 mV	100 mV	100 mV	100 mV	150 mV	150 mV	200 mV
Analog Prog. Accuracy:										
Voltage (1% of Vmax)	80 mV	100 mV	120 mV	200 mV	400 mV	550 mV	600 mV	800 mV	1.5 V	3 V
Current (1% of Imax)	3500 mA	3000 mA	2500 mA	1500 mA	750 mA	550 mA	500 mA	370 mA	200 mA	100 mA
Drift (8 hours):⁴										
Voltage (0.05% of Vmax)	4 mV	5 mV	6 mV	10 mV	20 mV	27.5 mV	30 mV	40 mV	75 mV	150 mV
Current (0.05% of Imax)	175 mA	150 mA	125 mA	75 mA	37.5 mA	27.5 mA	25 mA	18.5 mA	10 mA	5 mA
Temperature Coefficient:⁵										
Voltage (0.02% of Vmax/°C)	1.6 mV	2 mV	2.4 mV	4 mV	8 mV	11 mV	12 mV	16 mV	30 mV	60 mV
Current (0.03% of Imax/°C)	105 mA	90 mA	75 mA	45 mA	22.5 mA	16.5 mA	15 mA	11.1 mA	6 mA	3 mA
OVP Adjustment Range:										
(5% to 110% of Vmax)	0.4-8.8 V	0.5-11 V	0.6-13.2 V	1-22 V	2-44 V	2.75-60.5 V	3-66 V	4-88 V	7.5-165 V	15-330 V

Interface Specifications¹ for the XKW 3 kW Series with GPIB Interface Installed (Specifications are subject to change without notice.)

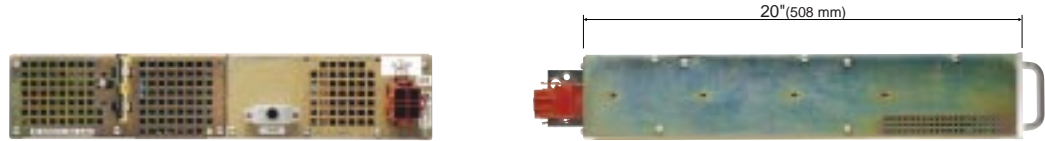

Model	XKW 8-350	XKW 10-300	XKW 12-250	XKW 20-150	XKW 40-75	XKW 55-55	XKW 60-50	XKW 80-37	XKW 150-20	XKW 300-10
Program Resolution										
Voltage (mV)	2.4	3	3.6	6	12	16.5	18	24	45	90
Current (mA)	105	90	75	45	22.5	16.5	15	11.1	6.5	3.3
OVP (mV)	4	5	6	10	20	27.5	30	40	75	150
Program Accuracy										
Voltage (mV)	50	50	50	50	50	75	75	100	180	360
Current (mA)	800	390	330	200	100	75	70	50	50	50
OVP (mV)	80	100	120	200	400	550	600	800	1500	3000
Readback Resolution										
Voltage (mV)	2.4	3	3.6	6	12	16.5	18	24	45	90
Current (mA)	105	90	75	45	22.5	16.5	15	11.1	6.5	3.3
Readback Accuracy										
Voltage (mV)	75	75	75	75	75	100	110	150	280	560
Current (mA)	900	750	600	300	200	150	135	100	100	100

- Specifications indicate typical performance at 25° C ± 5° C, nominal line input of 208 VAC 3φ.
- For input voltage variation over the AC input voltage range, with constant rated load.
- For 0-100% load variation, with constant nominal line voltage.
- Maximum drift over 8 hours with constant line, load, and temperature, after 90-minute warm-up.
- Change in output per °C change in ambient temperature, with constant line and load.

Xantrex Technology Inc.
 8999 Nelson Way
 Burnaby, BC
 Canada V5A 4B5
t: 800/667.8422
t: 604/422.8595
f: 604/421.3056
e: tm.info@xantrex.com
www.xantrex.com

XANTREX

XKW 3kW



XKW 3 kW General Specifications (Specifications are subject to change without notice.)

Operational AC Input Voltage	200-250 VAC at 26 Arms 1 ϕ , or 190-250 VAC at 16 Arms 3 ϕ , 47-63 Hz
Switching Frequency	Nominal 30 kHz (60 kHz output ripple)
Time Delay	5 s maximum from power on until output stable
Voltage Mode Transient Response Time	< 1 ms recovery to 1% band for 30% step load change from 70% to 100% or 100% to 70%
Maximum Voltage Differential	\pm 400 VDC from output to safety ground
Remote On/Off and Interlock	TTL-compatible input; Contact Closure 12-250 VAC or 12-130 VDC
Remote Analog Programming	Voltage and current programming inputs (source must be isolated): 0-5 k resistances; 0-5 V (default), 0-10 V voltage sources; 0-1 mA sources. OVP programming 0-5 V, 0-10 V voltage sources
Remote Monitoring	Output voltage and current: 0-5 V, 0-10 V. 0 to full scale output 1% accuracy
Maximum Remote Sense Line Drop Compensation	1 V/line (Line drop is subtracted from total voltage available at supply output)
Operating Temperature Range	0 to 50 $^{\circ}$ C
Storage Temperature Range	-55 to 85 $^{\circ}$ C
Humidity Range	0 to 80% RH, non-condensing
Front Panel Voltage and Current Control	10-turn voltage and current potentiometers
AC Input Connector Type	Chassis-Mounted Parts: Housing AMP 641685-1; Contact pins AMP 350821-1 Mating Connector Parts: Housing AMP 643267-2; Contact pins AMP 350821-1
Main Output Connector	Nickel-plated copper bus bars
Weight (one unit)	Approximately 16 kg (35 lb.)
Approvals	CE-marked units comply with the general protection requirements of the European EMC Directive, 89/336/EEC: EN55011 Group 1, Class A, EN50081-2, EN50082-1 and with the European LV Directive 72/23/EEC: IEC 1010-1, IEC 1010-2. CSA certified.

Consult the Operating Manual for complete product specifications.

XKW 3 kW Options	GPIB-XKW3	GPIB Interface card
	ISOL-XKW3	Isolated Interface card allows isolated programming of output voltage or current
	M13A	Locking knobs for front panel controls
	SR-XKW3	Output strain relief kit

Contact Xantrex for custom voltage and current combinations and other options.

Electrical Specifications¹ for the **XKW1 kW** Series (Specifications are subject to change without notice.)

Model	XKW 8-125	XKW 20-50	XKW 33-33	XKW 40-25	XKW 60-18	XKW 80-13	XKW 150-7	XKW 300-3.5	XKW 600-1.7
Output Ratings:									
Output Voltage	0-8 V	0-20 V	0-33V	0-40 V	0-60 V	0-80 V	0-150 V	0-300 V	0-600 V
Output Current	0-125 A	0-50 A	0-33A	0-25 A	0-18 A	0-13 A	0-7 A	0-3.5 A	0-1.7 A
Output Power	1000 W	1000 W	1000 W	1000 W	1080 W	1040 W	1050 W	1050 W	1020 W
Line Regulation:²									
Voltage	1 mV	1.5 mV	1.5 mV	3 mV	3 mV	3 mV	5 mV	10 mV	20 mV
Current	10 mA	5 mA	3 mA	2 mA	2 mA	2 mA	1 mA	1 mA	1 mA
Load Regulation:³									
Voltage	3 mV	3 mV	3 mV	5 mV	5 mV	5 mV	5 mV	10 mV	20 mV
Current	20 mA	5 mA	5 mA	5 mA	5 mA	5 mA	5 mA	2 mA	1 mA
Meter Accuracy:									
Voltage (0.5% of Vmax + 1 count)	0.05 V	0.2 V	0.3 V	0.3 V	0.4 V	0.5 V	0.9 V	3 V	4 V
Current (0.5% of Imax + 1 count)	0.7 A	0.4 A	0.3 A	0.2 A	0.1 A	0.08 A	0.05 A	0.03 A	0.01 A
Output Noise & Ripple:									
Voltage rms	7.5 mV	5 mV	5 mV	5 mV	5 mV	5 mV	15 mV	15 mV	75 mV
Voltage p-p (20Hz-20 MHz)	60 mV	60 mV	60 mV	60 mV	60 mV	60 mV	175 mV	175 mV	500 mV
Analog Programming Accuracy:									
Voltage (1% of Vmax)	80 mV	200 mV	330 mV	400 mV	600 mV	800 mV	1.5 V	3 V	6 V
Current (1% of Imax)	1250 mA	500 mA	330 mA	250 mA	180 mA	130 mA	70 mA	35 mA	17 mA
Drift (8 hours):⁴									
Voltage (0.05% of Vmax)	4 mV	10 mV	16.5 mV	20 mV	30 mV	40 mV	75 mV	150 mV	300 mV
Current (0.05% of Imax)	62.5 mA	25 mA	16.5 mA	12.5 mA	9 mA	6.5 mA	3.5 mA	1.75 mA	0.85 mA
Temperature Coefficient:⁵									
Voltage (0.02% of Vmax/°C)	1.6 mV	4 mV	6.6 mV	8 mV	12 mV	16 mV	30 mV	60 mV	120 mV
Current (0.03% of Imax/°C)	37.5 mA	15 mA	9.9 mA	7.5 mA	5.4 mA	3.9 mA	2.1 mA	1.05 mA	0.51 mA
OVP Adjustment Range: (5% to 110% of Vmax)									
	0.4-8.8 V	1-22 V	1.65-36.3 V	2-44 V	3-66 V	4-88 V	7.5-165 V	15-330 V	30-660 V

Interface Specifications¹ for the **XKW1 kW** Series with GPIB Interface Installed (Specifications are subject to change without notice.)


Model	XKW 8-125	XKW 20-50	XKW 33-33	XKW 40-25	XKW 60-18	XKW 80-13	XKW 150-7	XKW 300-3.5	XKW 600-1.7
Program Resolution									
Voltage (mV)	2.4	6	9.9	12	18	24	45	90	180
Current (mA)	37.5	15	9.9	7.5	5.4	3.9	2.1	1.05	0.51
OVP (mV)	4	10	16.5	20	30	40	75	150	300
Program Accuracy									
Voltage (mV)	30	75	75	75	150	150	300	300	750
Current (mA)	500	250	200	140	120	80	40	20	20
OVP (mV)	80	200	330	400	600	800	1500	3000	6000
Readback Resolution									
Voltage (mV)	2.4	6	9.9	12	18	24	45	90	180
Current (mA)	37.5	15	9.9	7.5	5.4	3.9	2.1	1.05	0.51
Readback Accuracy									
Voltage (mV)	30	75	75	75	150	150	300	300	750
Current (mA)	500	250	200	140	120	80	40	20	20

- Specifications indicate typical performance at 25° C ± 5° C, nominal line input of 120 VAC.
- For input voltage variation over the AC input voltage range, with constant rated load.
- For 0-100% load variation, with constant nominal line voltage.
- Maximum drift over 8 hours with constant line, load, and temperature, after 90-minute warm-up.
- Change in output per ° C change in ambient temperature, with constant line and load.

Xantrex Technology Inc.
 8999 Nelson Way
 Burnaby, BC
 Canada V5A 4B5
t: 800/667.8422
t: 604/422.8595
f: 604/421.3056
e: tm.info@xantrex.com
www: xantrex.com

XANTREX

XKW 1kW



Option GPIB Interface
High Voltage Output Shown



XKW 1 kW General Specifications (Specifications are subject to change without notice.)

Operational AC Input Voltage	200-250 VAC at 10 Arms 1 ϕ ,or 100-130 VAC at 20 Arms 1 ϕ , 47-63 Hz
Switching Frequency	Nominal 100 kHz, 200 kHz output ripple (>80 V models=80 kHz, 160 kHz output ripple)
Time Delay	2 s maximum from power on until output stable
Voltage Mode Transient Response Time	<1 ms recovery to 1% band for 30% step load change from 70% to 100% or 100% to 70%
Maximum Voltage Differential	\pm 600 VDC from output to safety ground
Remote On/Off and Interlock	TTL-compatible input; Contact Closure 12-250 VAC or 12-130 VDC
Remote Analog Programming	Voltage and current programming inputs (source must be isolated): 0-5 k resistances; 0-5 V (default), 0-10 V voltage sources; 0-1 mA sources. OVP programming 0-5 V, 0-10 V voltage sources
Remote Monitoring	Output voltage and current: 0-5 V. Zero to full scale output 1% accuracy
Maximum Remote Sense Line Drop Compensation	1 V/line (line drop is subtracted from total voltage available at supply output)
Operating Temperature Range	0 to 50° C
Storage Temperature Range	-55 to 85° C
Humidity Range	0 to 80% RH, non-condensing
Front Panel Voltage and Current Control	10-turn voltage and current potentiometers
AC Input Connector Type	Barrier strip #6 screw with cover
Main Output Connector	Nickel-plated copper bus bars
Weight (one unit)	Approximately 8.2 kg (18 lb.)
Approvals	CE-marked units comply with the general protection requirements of the European EMC Directive, 89/336/EEC: EN55011 Group 1, Class A, EN50081-2, EN50082-1 and with the European LV Directive 72/23/EEC: IEC 1010-1, IEC 1010-2. CSA certified

Consult the Operating Manual for complete product specifications.

XKW 1 kW Options	GPIB-XKW1	GPIB Interface card
	ISOL-XKW1	Isolated Interface card allows isolated programming of output voltage or current
	M13A	Locking knobs for front panel controls

Contact Xantrex for custom voltage and current combinations and other options.



this product is available from:



Thurlby Thandar Instruments Ltd.

Glebe Road, Huntingdon
Cambs. PE29 7DR England

Tel: 01480 412451

Fax: 01480 450409

email: sales@tti-test.com

web: www.tti-test.com

TTi is the exclusive distributor for Xantrex Test & Measurement Products in the UK.

Please contact us for pricing and delivery information

We can provide technically based advice on the use of these products and our sales engineers will be pleased to arrange a demonstration.



Measurably Better Value