

930

MULTIFUNCTION LOSS TESTER

FOT-930 MaxTester

NETWORK TESTING



- FasTesT™: three-wavelength measurement of optical loss, ORL and fiber length in 10 seconds
- All-in-one portable test solution: up to eight instruments combined in a single, eye-catching handheld package
- FTTx ready: allows for the testing of passive optical networks (PONs) at 1310 nm, 1490 nm and 1550 nm, the three wavelengths recommended by the ITU-T (G.983.3) for PONs
- Cost of ownership: lowest in the industry, thanks to three-year warranty and recommended calibration interval, error-free testing and minimized training time



www.exfo.com

Telecommunications Test and Measurement

EXFO

EXPERTISE REACHING OUT

EXFO's Next-Generation MaxTester: Much More Features, Much Bigger Performance

The new FOT-930 MaxTester Multifunction Loss Tester is designed to help network service providers address CAPEX and OPEX issues, enable installers to easily adapt to all network types, and provide CATV operators with a single-unit solution to their backreflection, fiber-length, high-power and bidirectional loss measurement needs. Combined with its video fiber inspection probe, this unit also enables the easy detection of dirty or damaged connectors, providing a clear view of connectors and fiber ends on the FOT-930's high-resolution display.

All-in-one unit: combines up to eight instruments

- Loss meter
- Power meter
- Optical return loss (ORL) meter
- Visual fault locator
- Multimode and singlemode light sources
- Digital talk set
- Fiber length tester
- Video fiber inspection probe

FasTest function*: one-touch, automated measurements in 10 seconds

- Bidirectional loss and ORL testing at up to three singlemode wavelengths
- Bidirectional loss testing at two multimode wavelengths
- Fiber length measurement

Flexible solution: five-wavelength multimode and singlemode configurations meeting the requirements of installers/contractors for all test situations

- Up to three singlemode wavelengths—1310, 1550 and a choice between 1490 and 1625 nm—on one port
- Two multimode wavelengths—850 and 1300 nm—on a second port



With countless configurations available, the FOT-930 MaxTester is the handheld unit of choice for today's network service providers, fiber-optic network installers/contractors and CATV operators.

Future-proof: next-generation features meeting the latest industry requirements

- User-configurable pass/fail thresholds that can be adjusted to different industry standards
- FTTx ready, allowing for the testing of passive optical networks (PONs) at 1310, 1490 and 1550 nm, the three ITU-T G.983.3 recommended wavelengths for PONs

Cost of ownership: lowest on the market

- Three-year warranty and recommended calibration interval
- Error-free testing achieved through visual loss and ORL pass/fail analysis
- Minimized training time, thanks to a single user interface for the eight instruments included in this all-in-one unit

Easy to use and ergonomic: built for today's fiber-optic test requirements

- Handy, eye-catching and rugged handheld package
- High-resolution color display
- Complete data management and report generation
- Nine hours power autonomy provided by field-swappable rechargeable batteries

Passive Optical Networks (PONs)

FTTx-Mode Operation

This mode lets you configure your FOT-930 MaxTester to suit your FTTx wavelengths and test-unit locations, as well as choose your preferred data presentation options for on-screen display or report generation. Key benefits include:

- Display of test data according to FTTx terminology
- Similar test-data presentation, regardless of the location of master and remote units



Integrated Data Storage Management

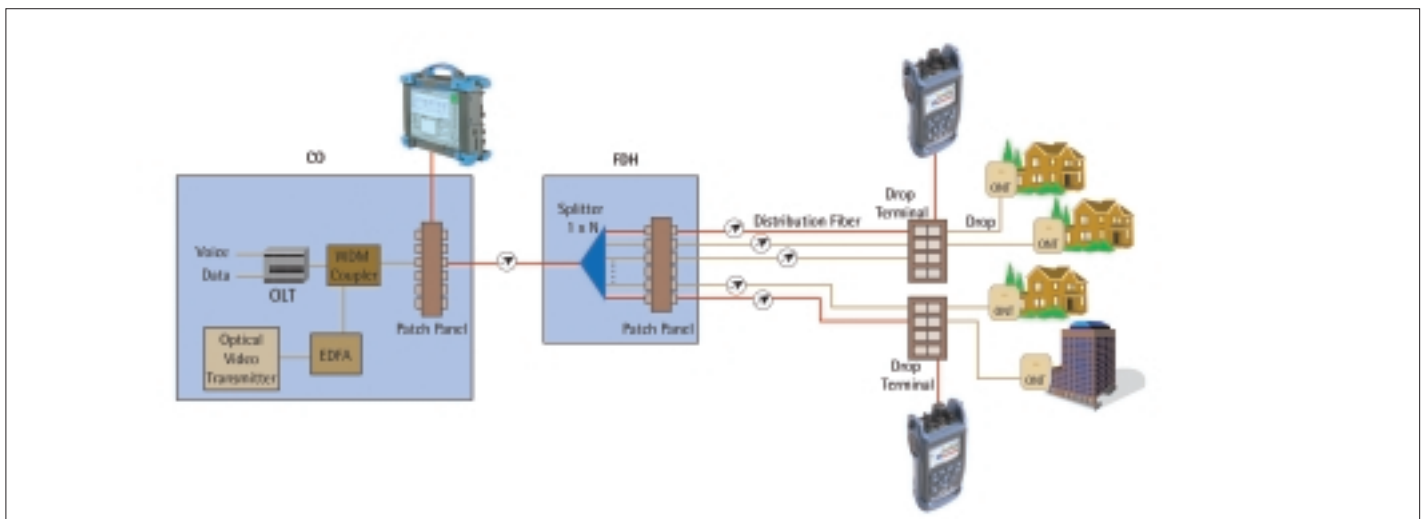
This feature enables the FasTesT initiator to save results on a remote unit—even when multiple remote units are used. Key benefits include:

- The possibility to store test data in a single unit
- Easier data post-processing and transfer from the FTB-3930 module (see Figure below)

Point-to-Multipoint Testing with Multiple Referencing

Implemented in the FTB-3930 MultiTest Module, multiple referencing lets you coordinate the FTB-3930 with up to 10 remote FOT-930 MaxTester units. Key benefits include:

- First-class efficiency, as several technicians can simultaneously install and test distribution fibers



The FOT-930 allows for automated, bidirectional loss and ORL testing of passive optical networks (PONs) at 1310 nm, 1490 nm and 1550 nm, the three wavelengths recommended by the ITU-T (G.983.3) for PONs.

A Single Tool for All Backreflection, Fiber-Length and Loss Measurement Needs

FOT-930 MaxTester

Because learning how to operate only one instrument is easier and much faster, test specialists should choose an all-in-one tool that enables them to perform tasks such as installing long-haul high-speed networks, testing 1310/1490/1550 nm transmission in FTTH networks, performing multimode testing in enterprise networks, etc.—a do-it-all solution such as the FOT-930 MaxTester.

Key Advantages for All Network Types

- Fast, three-wavelength loss and ORL testing
- User-configurable pass/fail thresholds for error-free testing
- The only unit designed for testing both multimode and singlemode fiber
- Video fiber inspection probe, for easy viewing of connectors and fiber ends on the FOT-930's high-resolution display
- GeX detector, for high-power measurement up to +26 dBm
- Complete report generation capabilities
- Talk set and VFL options
- Ease of use, for faster testing, reduced training, minimum error potential, etc.

Loss	Loss (dB)			
	A->B	B->A	AVG	
ORL	1310	28.77	29.14	28.96
ID	1550			
	1625	20.57	20.52	20.55

Fiber Length: 68.359 km

In 10 seconds, the MaxTester's FasTest function provides insertion loss and ORL values for up to three wavelengths—including either 1490 or 1625 nm—on a single port.

Talk Set Port

For crystal-clear voice communication.

Power Meter Detector Port

Compatible with almost every connector on the market. Manually and efficiently perform power and loss testing. Accurately measure power up to +26 dBm.



FasTest Ports

Perform loss, ORL and fiber length measurements for up to three SM wavelengths on one port, and for two MM wavelengths on a second port.

VFL

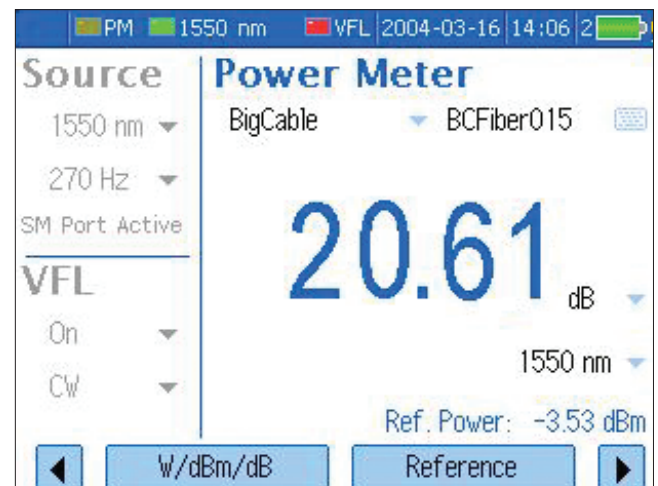
Built-in 650 nm visual fault location on a universal connector.

KEY FEATURES

- Two FasTesT ports: a three-wavelength singlemode port, including either 1625 or 1490 nm, and a two-wavelength multimode port, for a total of up to five wavelengths
- Automatic measurement of ORL and fiber length during FasTesT
- Visual loss and ORL pass/fail analysis
- Field-swappable rechargeable batteries
- Easily accessible connectors
- Large 320 x 240 color screen
- Storage of over 1000 complete test reports, with automated report generation
- Options: high-power detector, talk set, visual fault locator (VFL) and video fiber inspection probe
- No offset nulling required
- Internal InGaAs FasTesT detector



While performing FasTesT measurements, the FOT-930 can launch automated loss and ORL measurements on all three wavelengths and perform fiber-length measurements.



The FOT-930 lets you use a high-power source, a high-power power meter, as well as a talk set and visual fault locator combination, all at once.



The video fiber inspection probe enables quick, easy inspection of fiber ends or connectors. View is displayed on the FOT-930's high-resolution display.



The FOT-930's Windows-like, 320 x 240 color interface provides first-class user-friendliness.

Full Report Generation in a Snap

The FOT-930's software automatically sets up test data in an easy-to-read, well-organized table. Testing is simplified thanks to the highly intuitive user interface and integrated test functions, taking software user-friendliness to the next level.

- Select predefined test parameters and pass/fail thresholds
- Customize user settings and cable identification parameters
- Add operator comments
- Generate reports for ORL, bidirectional loss (three wavelengths) and fiber length measurement


Report Generation

Growing fiber deployment in NSP and CATV networks sometimes leads installation companies to hire subcontractors. These subcontractors must produce proper test documentation to corroborate the tests were performed as specified.

EXFO's FOT-930 MaxTester easily and efficiently provides complete, high-quality test documentation. Its data logging and management features help users quickly access and download test results to any PC through the RS-232 port for in-depth analysis and first-class report generation.



Display comprehensive test results thanks to ToolBox data management software.



The FOT-930 quickly provides you with full FasTesT reports.

Online Help Menu and Multilingual Interface, for Enhanced User-Friendliness

The FOT-930 MaxTester features a comprehensive, easy-to-use on-line help menu providing all the necessary information required for highly efficient instrument operation—an advantage offered by no other test unit on the market. This feature contributes to the FOT-930's unequalled user-friendliness.

The FOT-930's interface is available in six languages: English, Simplified Chinese, Spanish, French, German and Czech. This allows users to choose their preferred language, further reduce training and testing time.



The online help menu and choice of interface language significantly increase user efficiency.

SPECIFICATIONS¹

External Power Meter	FOT-932	FOT-932X	FOT-933		
Detector type	Ge	GeX	InGaAs		
Measurement range (dBm)	10 to -70	26 to -55	6 to -73		
Range displayed (dBm)	Down to -77	Down to -65	Down to -80		
Uncertainty ^{2,3}	± 5 % ± 0.1 nW	± 5 % ± 3 nW	± 5 % ± 0.05 nW		
Wavelength range (nm)	800 to 1650	800 to 1650	800 to 1650		
Display resolution ² (dB)	0.01	0.01	0.01		
Calibrated wavelengths	40	42	40		
Recommended recalibration period (years)	3	3	3		
Automatic offset nulling ⁴	Yes	Yes	Yes		
Measurement-distance units	kilometers, meters, kilofeet, feet, miles				
Sources	Standard	-4	-5	-12C (second port)	-12D (second port)
Wavelengths ⁵ (nm)	1310 ± 20 1550 ± 20	1310 ± 20 1550 ± 20 1625 ± 10	1310 ± 20 1490 ± 10 1550 ± 20	850 ± 25 1300 +50/-10	850 ± 25 1300 +50/-10
Emitter type	Laser	Laser	Laser	LED	LED
Minimum output power ⁵ (dBm)	-1/-1	-1/-4/-7	-1/-7/-4	-30/-30 (50/125 μm)	-24/-24 (62.5/125 μm)
Spectral width ⁶ (nm)	≤ 5/≤ 5	≤ 5/≤ 5/≤ 5	≤ 5/≤ 5/≤ 5	50/135	50/135
Stability ⁷ (8 hours) (dB)	± 0.05	± 0.05	± 0.05	± 0.05	± 0.05
FasTesT	Standard	-4	-5	-12C (second port)	-12D (second port)
Wavelengths (nm)	1310 1550	1310 1550 1625	1310 1490 1550	850 1300	850 1300
Loss range ⁸ (dB)	60	56	56	40	46
Loss precision ⁹ (repeatability) (dB)					
side-by-side	0.15	0.15	0.15	0.15	0.15
loopback	0.25	0.25	0.25	0.25	0.25
Length measurement range (km)	200	200	200	5	5
Length measurement uncertainty ¹⁰		± (10 m + 1 % x length)			
Dedicated ORL	All SM Wavelengths	Talk Set		VFL⁹	
ORL range (APC / UPC) (dB)	65/55	Emitter type	Laser	Emitter type	Laser
ORL uncertainty ¹¹ (dB)	± 0.5	Wavelength (nm)	1550 ± 20	Wavelength (nm)	650
Resolution ² (dB)	0.01	Dynamic range at 1550 nm (dB)	45	Output power (dBm)	3
		Dynamic range MM ¹² (dB)	40		

General Specifications

Size (H x W x D)	25.0 cm x 12.5 cm x 7.5 cm	(9 7/8 in x 4 15/16 in x 3 in)
Weight	1 kg	(2.2 lb)
Temperature operating	-10 °C to 50 °C	(14 °F to 122 °F)
storage ¹³	-40 °C to 70 °C	(-40 °F to 158 °F)
Storage	Capacity of 1024 complete tests	
Relative humidity	0 % to 95 % non-condensing	
Power ⁹	Li-ion battery (9 hours) 3 hours to fully recharge when unit is off	
Warranty (years)	3	

Standard Accessories

User guide, AC adapter/charger, 2 Li-ION batteries, shoulder strap, Certificate of Calibration.

Notes

- At 23 °C ± 1 °C and 1550 nm with FC connector and on batteries, unless otherwise specified.
- Resolution, uncertainty and linearity are functions of input power; uncertainty is valid at calibration conditions.
- Traceable to NIST; up to 20 dBm for GeX.
- Power of > -45 dBm for Ge, > -30 dBm for GeX and > -57 dBm for InGaAs.
- In High source mode.
- As defined by Telcordia TR-TSY-000887, rms for lasers and at -3 dB for LEDs; typical values for LEDs.
- After a warm-up time of 6 minutes, in CW source mode.
- Typical value, at 1550 nm for SM and 850 nm for MM.
- Typical value.
- For fiber length ≤ 120 km.
- Typical value.
- For graded-index MM fibers, typical.
- Without batteries.

ORDERING INFORMATION

FOT-93X-XX-XX-XX-X-XX

Model

- FOT-932 = Ge detector, dual-wavelength 1310/1550 nm
- FOT-932-4 = Ge detector, triple-wavelength 1310/1550/1625 nm
- FOT-932-5 = Ge detector, triple-wavelength 1310/1490/1550 nm
- FOT-932X = GeX detector, dual-wavelength 1310/1550 nm
- FOT-932X-4 = GeX detector, triple-wavelength 1310/1550/1625 nm
- FOT-932X-5 = GeX detector, triple-wavelength 1310/1490/1550 nm
- FOT-933 = InGaAs detector, dual-wavelength 1310/1550 nm
- FOT-933-4 = InGaAs detector, triple-wavelength 1310/1550/1625 nm
- FOT-933-5 = InGaAs detector, triple-wavelength 1310/1490/1550 nm
- FTB-932-MM = Ge detector (with multimode second source only)⁵

Second Source

- 00 = Without second source
- 12C = 850/1300 nm LED 50/125 μm
- 12D = 850/1300 nm LED 62.5/125 μm

Talk Set and Visual Fault Locator⁴

- 00 = Without talk set and VFL
- VFL = With visual fault locator
- VFT = With talk set and VFL² (universal 2.5 mm connector)

Notes

1. Not available with second source.
2. Not available with triple-wavelength model equipped with second source.
3. Comes with FIPT-U25M for 2.5 mm connectors, FIPT-FC and FIPT-SC for bulkhead connectors.
4. Connector type for the talk set is the same as the one specified for the main source.
5. Second source must be selected.

*EXFO Universal Interface is protected by US patent 6,612,750.

Connector*

- EI-EUI-28 = UPC/DIN 47256
- EI-EUI-76 = UPC/HMS-10/AG
- EI-EUI-89 = UPC/FC narrow key
- EI-EUI-90 = UPC/ST
- EI-EUI-91 = UPC/SC
- EI-EUI-95 = UPC/E-2000
- EA-EUI-28 = APC/DIN 47256¹
- EA-EUI-89 = APC/FC narrow key¹
- EA-EUI-91 = APC/SC¹
- EA-EUI-95 = APC/E-2000¹

Software Language

- A = English
- C = Simplified Chinese
- E = Spanish
- F = French
- G = German
- X = Czech

Fiber Inspection Probe

- 00 = Without probe
- FP = Probe option and connection cable
- FP1 = Probe connection cable and 200x probe³
- FP5 = Probe connection cable and 200x/400x probe³

Example: FOT-932X-4-VFL-FP-A-EI-EUI-89

Safety

21 CFR 1040.10 and IEC 60825-1:1993+A1:1997+A2:2001:

Emitters used for sources, FasTesT, ORL and talk set

CLASS 1 LASER PRODUCT

CLASS 1 LED PRODUCT

The FOT-930's optional VFL is a Class 3R laser product. Output power level is lower than the maximum specified on label.

Refer to specifications for output power.

↓ If VFL option is available



Find out more about EXFO's extensive line of high-performance portable instruments by visiting our website at www.exfo.com.



Rugged Handheld Solutions

- OLTS
- Power meter
- Light source
- Talk set



Optical Fiber

- OTDR
- OLTS
- ORL meter
- Switch

DWDM Test Systems

- OSA
- PMD analyzer
- Chromatic dispersion analyzer
- Multiwavelength meter

Transport/Datacom

- 10/100 and Gigabit Ethernet
- SONET/SDH (DS0 to OC-192c)
- SDH/PDH (64 kb/s to STM-64c)
- SAN

Corporate Headquarters > 400 Godin Avenue, Vanier (Quebec) G1M 2K2 CANADA | Tel.: 1 418 683-0211 | Fax: 1 418 683-2170 | info@exfo.com

Toll-free: 1 800 663-3936 (USA and Canada) | www.exfo.com

EXFO America	4275 Kellway Circle, Suite 122	Addison, TX 75001 USA	Tel.: 1 800 663-3936	Fax: 1 972 836-0164
EXFO Europe	Le Dynasteur, 10/12 rue Andras Beck	92366 Meudon la Forêt Cedex FRANCE	Tel.: +33.1.40.83.85.85	Fax: +33.1.40.83.04.42
EXFO Asia-Pacific	151 Chin Swee Road, #03-29 Manhattan House	SINGAPORE 169876	Tel.: +65 6333 8241	Fax: +65 6333 8242
EXFO China	Beijing New Century Hotel Office Tower, Room 1754-1755 No. 6 Southern Capital Gym Road	Beijing 100044 P. R. CHINA	Tel.: +86 (10) 6849 2738	Fax: +86 (10) 6849 2662

EXFO is certified ISO 9001 and attests to the quality of these products. This device complies with Part 15 of the FCC Rules. Operation is subject to the following two conditions:

(1) this device may not cause harmful interference, and (2) this device must accept any interference received, including interference that may cause undesired operation. EXFO has made every effort to ensure that the information contained in this specification sheet is accurate. However, we accept no responsibility for any errors or omissions, and we reserve the right to modify design, characteristics and products at any time without obligation. Units of measurement in this document conform to SI standards and practices.

Contact EXFO for prices and availability or to obtain the phone number of your local EXFO distributor.

For the most recent version of this spec sheet, please go to the EXFO website at <http://www.exfo.com/specs>

In case of discrepancy, the Web version takes precedence over any printed literature.

