



# Agilent 6620A Series Precision Multiple-Output, 25-50 W DC Power Supplies, GPIB

Data Sheet

Speed and accuracy for test optimization



- Up to four fully isolated power supplies in a 3U package
- Fast, low noise outputs
- Dual range, precision low current measurement
- Built-in measurements and advanced programmable features
- Protection features to ensure DUT safety

Two or four isolated outputs are integrated into one package, conserving rack space and GPIB addresses. Dual ranges allow for more current at lower voltage levels. The outputs can be connected in parallel or series to further increase the flexibility that these products offer the system designer. Programming is done using industry standard SCPI commands and test system integration can be further simplified by using the *VXIplug&play* drivers. These power supplies help reduce test time with fast up and down programming, enhanced by the active down-programmer which can sink the full rated current.

These power supplies are very useful on the R&D bench. The accuracy of both the programming and the measurement systems allow precise control and monitoring of prototype bias power. The extensive protection features protect valuable prototypes, including very fast CV/CC crossover. The power supply can be controlled from either the front panel keypad or, for automated testing, from the GPIB.



**Agilent Technologies**

## Specifications

Specifications <i>(at 0 ° to 55 °C unless otherwise specified)</i>	25 W output	50 W output	
<b>Output power</b>			
Low-range voltage, current	0 to 7 V, 0 to 15 mA	0 to 16 V, 0 to 200 mA	
High range voltage, current	0 to 50 V, 0 to 500 mA	0 to 50 V, 0 to 1 A or 0 to 16 V, 0 to 2 A	
<b>Output combinations</b> for each model (total number of outputs)			
<b>6625A</b> (2) precision	1	1	
<b>6626A</b> (4) precision	2	2	
<b>6628A</b> (2) precision	—	2	
<b>6629A</b> (4) precision	—	4	
<b>Programming accuracy</b> at 25 °C ± 5 °C			
Voltage	(low) 0.16% + (high) 0.16% +	1.5 mV 10 mV	3 mV 10 mV
Current	(low) 0.04% + (high) 0.04% +	15 µA 100 µA	185 µA 500 µA
<b>Readback accuracy</b> at 25 °C ± 5 °C			
Voltage	(low) 0.16% + (high) 0.16% +	2 mV 10 mV	3.5 mV 10 mV
± Current	(low) 0.03% + (high) 0.03% +	15 µA 130 µA	250 µA 550 µA
<b>Ripple and noise</b> (peak-to-peak, 20 Hz to 20 MHz; rms, 20 Hz to 10 MHz)			
Constant voltage rms	500 µV	500 µV	
peak-to-peak	3 mV	3 mV	
Constant current rms	0.1 mA	0.1 mA	
<b>Load regulation</b>			
Voltage	0.5 mV	0.5 mV	
Current	0.005 mA	0.01 mA	
<b>Load cross regulation</b>			
Voltage	0.25 mV	0.25 mV	
Current	0.005 mA	0.01 mA	
<b>Line regulation</b>			
Voltage	0.5 mV	0.5 mV	
Current	0.005 mA	0.01 mA	
<b>Transient response time</b> Less than 75 µs for the output voltage to recover to within 75 mV of nominal value following a load change within specifications			
Supplemental characteristics <i>(Non-warranted characteristics determined by design and useful in applying the product)</i>	25 W output	50 W output	
<b>Average programming resolution</b>			
Voltage	(low) 460 µV (high) 3.2 mV	1 mV 3.2 mV	
Current	(low) 1 µA (high) 33 µA	13 µA 131 µA	
OVP	230 mV	230 mV	
<b>Output programming response time</b> (time to settle within 0.1% of full scale output, after Vset command has been processed)	6 ms	6 ms	

**Supplemental characteristics for all model numbers**

**DC floating voltage:** Output terminals can be floated up to ± 240 VDC from chassis ground

**Remote sensing:** Up to 10 V drop per load lead. The drop in the load leads is subtracted from the voltage available for the load.

**Command processing time:** 7 ms typical with front-panel display disabled

**Input power:** 550 W max., 720 VA max.

**GPIB interface capabilities:** SH1, AH1, T6, L4, SR1, RL1, PP1, DC1, DT0, C0, E1.

**Software driver:** VXIplug&play

**Regulatory compliance:** Listed to UL 1244; conforms to IEC 61010-1

**Size:** 425.5 mm W x 132.6 mm H x 497.8 mm D (16.75 in x 5.22 in x 19.6 in)

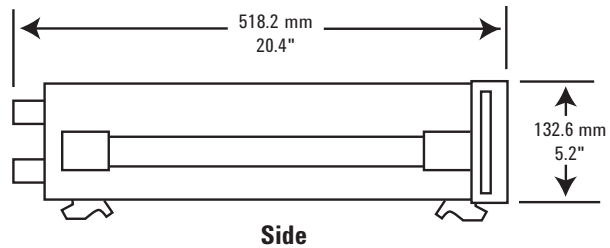
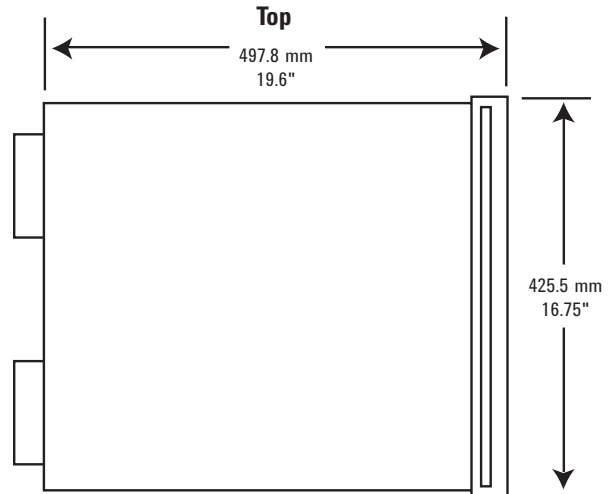
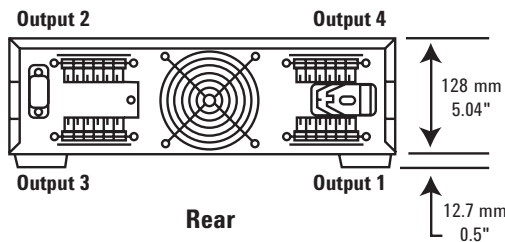
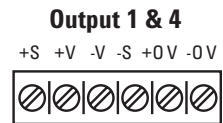
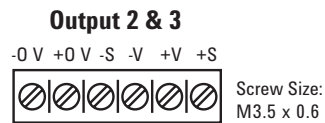
**Weight:** 6626A, 6629A: Net, 17.4 kg (38 lb); shipping, 22.7 kg (50 lb)

6625A, 6628A: Net, 15.5 kg (34 lb); shipping, 20.8 kg (46 lb)

**Warranty:** One year

**Agilent models:** 6625A, 6626A, 6628A, 6629A

**Terminal strip detail**



## Ordering information

The 6620A precision power supplies come with full documentation on CD-ROM. The CD-ROM includes operating manual, service manual, and application notes.

- Opt 100** 87 to 106 VAC, 47 to 66 Hz, 6.3 A (Japan only)  
**Opt 120** 104 to 127 VAC, 47 to 63 Hz  
**Opt 220** 191 to 233 VAC, 47 to 66 Hz, 3.0 A  
**Opt 240** 209 to 250 VAC, 47 to 66 Hz, 3.0 A  
**Opt 750** Relay control and DFI/RI  
**Opt S50** Similar to Option 750, however the remote inhibit does not latch

- Opt 0L1** Printed operating manual.  
**Opt 0B3** Printed service manual

## Accessories

- 1CM003A\*** Rack mount flange kit 132.6 mm H (3U) – two flange brackets  
**1CP002A\*** Rack mount flange and handle kit 132.6 mm H (3U) – two brackets and front handles  
**E3663AC** Support rails for Agilent rack cabinets  
**p/n 1494-0059** Rack slide kit

## Application notes

*10 Practical Tips You Need to Know About Your Power Products*, 5965-8239E

*10 Hints for Using Your Power Supply to Decrease Test Time*, 5968-6359E

*Understanding Linear Power Supply Operation (AN1554)*, 5989-2291EN

*Modern Connectivity—Using USB and LAN I/O Converters (AN 1475-1)* 5989-0123EN

\* Support rails required



Agilent Advantage Services is committed to your success throughout your equipment's lifetime. To keep you competitive, we continually invest in tools and processes that speed up calibration and repair and reduce your cost of ownership. You can also use Infoline Web Services to manage equipment and services more effectively. By sharing our measurement and service expertise, we help you create the products that change our world.

[www.agilent.com/find/advantageservices](http://www.agilent.com/find/advantageservices)



[www.agilent.com/quality](http://www.agilent.com/quality)



## Agilent Email Updates

[www.agilent.com/find/emailupdates](http://www.agilent.com/find/emailupdates)  
Get the latest information on the products and applications you select.

## Agilent Channel Partners

[www.agilent.com/find/channelpartners](http://www.agilent.com/find/channelpartners)  
Get the best of both worlds: Agilent's measurement expertise and product breadth, combined with channel partner convenience.

For more information on Agilent Technologies' products, applications or services, please contact your local Agilent office. The complete list is available at: [www.agilent.com/find/contactus](http://www.agilent.com/find/contactus)

## Americas

Canada	(877) 894 4414
Brazil	(11) 4197 3600
Mexico	01800 5064 800
United States	(800) 829 4444

## Asia Pacific

Australia	1 800 629 485
China	800 810 0189
Hong Kong	800 938 693
India	1 800 112 929
Japan	0120 (421) 345
Korea	080 769 0800
Malaysia	1 800 888 848
Singapore	1 800 375 8100
Taiwan	0800 047 866
Other AP Countries	(65) 375 8100

## Europe & Middle East

Belgium	32 (0) 2 404 93 40
Denmark	45 45 80 12 15
Finland	358 (0) 10 855 2100
France	0825 010 700* *0.125 €/minute
Germany	49 (0) 7031 464 6333
Ireland	1890 924 204
Israel	972-3-9288-504/544
Italy	39 02 92 60 8484
Netherlands	31 (0) 20 547 2111
Spain	34 (91) 631 3300
Sweden	0200-88 22 55
United Kingdom	44 (0) 118 927 6201

For other unlisted countries:

[www.agilent.com/find/contactus](http://www.agilent.com/find/contactus)

Revised: January 6, 2012

Product specifications and descriptions in this document subject to change without notice.

© Agilent Technologies, Inc. 2012  
Published in USA, March 26, 2012  
5991-0033EN

